POWER-LINE TRANSDUCERS



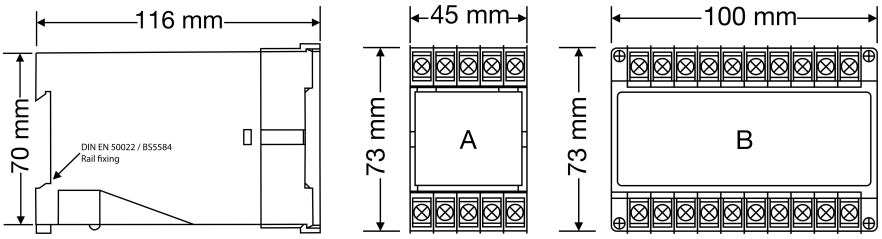

Transducer			Current			Voltage			Watt + Wh or Var + Varh		
			1Ph		3Ph	1Ph		3Ph	1Ph2W	3Ph3W	3Ph4W
Model			T25-IS	T25-IL	T25-I3	T25-VS	T25-VL	T25-V3	T25-WE10	T25-WE20 T25-BE20	T25-WE30 T25-BE30
Case			A		B	A		B	B		
Input	Signal		1, 5,10 A or custom			100: $\sqrt{3}$ …500 V 1)			1, 5 A 100: $\sqrt{3}$, 100, 110: $\sqrt{3}$, 110, 220, 380, 500 V		
	Frequency response		50 or 60 Hz ± 2 Hz								
	Burden in Current Path		1.0 VA	0.3 VA		-			< 0.3 VA		
	Burden in Voltage Path		-			1.0 VA	0.3 VA		< 0.2 VA		
	Over load Capacity	Continuous	2 In			1.25 Un			I path 2 In, U path 1.25 Un		
		1 min	4 In			1.5 Un			I path 4 In, U path 1.5 Un		
		10 sec	10 In			2 Un			I path 10 In, U path 2 Un		
		1 sec	50 In			4 Un			I path 50 In, U path 4 Un		
Output	Type		0-1, 0-5, 0-10, 0-20, 4-20, 4-12-20, ± 1, ± 5, ± 10, ± 20 mAdc or 0-1, 0-5, 0-10, 1-5. 2-10 Vdc								
	Max load resistance kΩ		10 for 1 mA, 2 for 5 mA, 1 for 10 mA, 0.65 for 20 mA or 0.2 for 1 V, 1 for 5 V, 2 for 10 V								
	Voltage between terminals open circuit		10 VDC								
	Ripple (peak to peak)		< 0.5%			< 0.5%			< 0.5 %		
	Response time 0 to 90 % of rated value		< 400 ms			< 400 ms			< 400 ms		
Accuracy	Class according to IEC 688-1 (to 23° C) (7)		0.2			0.2			0.2		
	Load deviation		0.1 %			0.1 %			0.1 %		
	Linearity		0.1 %			0.1 %			0.2 %		
	Distortion		< 0.5 %			< 0.5 %			< 0.5 %		
Temperature coefficient			100 PPM /°C, ± 0.2 % drift per year, non-cumulative								
Supply	AC 110 or 220V ± 20%, 45…65Hz		-	Yes			Yes		Yes		
	DC 24, 48, 110, 125V ± 20%		-	Yes			Yes		Yes		
	Burden		3 VA		8 VA	3 VA		8 VA	5 VA		
Galvanic Isolation			4kV 50Hz / 1min								

1. Output Proportional to Input

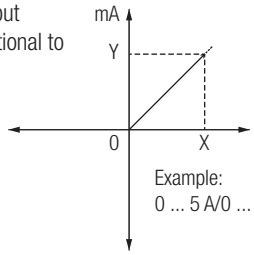

Example:
0 ... 5 A/0 ... 20 mA

2. Preferred Value

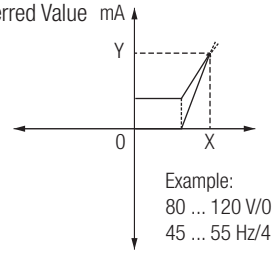

Example:
80 ... 120 V/0 ... 5 mA or
45 ... 55 Hz/4 ... 20 mA

3. Live zero output

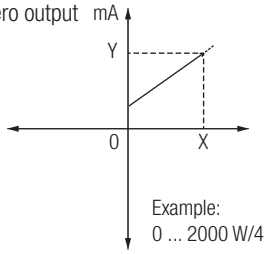

Example:
0 ... 2000 W/4 ... 20 mA

4. Magnitudes with changing direction

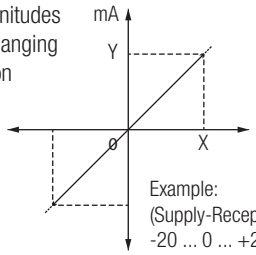

Example:
(Supply-Reception) Active Power
-20 ... 0 ... +20 kW/-5 ... 0 ... +5 mA

5. Double slope

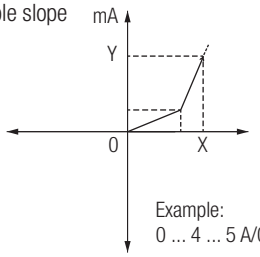

Example:
0 ... 4 ... 5 A/0 ... 1 ... 5 mA

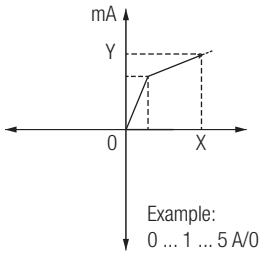

Example:
0 ... 1 ... 5 A/0 ... 4 ... 5 mA

POWER-LINE TRANSDUCERS



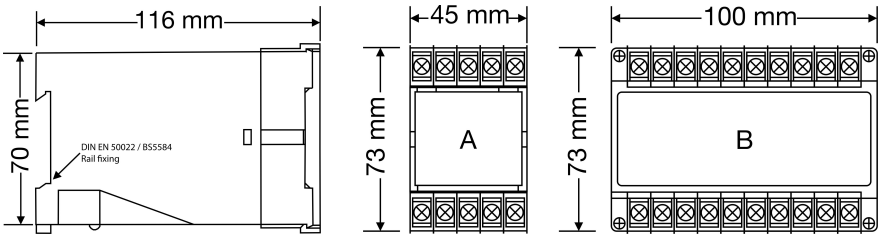

Transducer			Watt or Var			Watt + Var		Power Factor		Frequency
			1Ph2W	3Ph3W	3Ph4W	3Ph3W	3Ph4W	1Ph	3Ph	
Model			T25-W10 T25-B10	T25-W20 T25-B20	T25-W30 T25-B30	T25-WB20	T25-WB30	T25-PF10	T25-PF20	T25-LF
Case			B			B		B		B
Input	Signal		1, 5 A 100: $\sqrt{3}$, 100, 110: $\sqrt{3}$, 110, 220, 380, 500 V					1, 5 A & 100: $\sqrt{3}$ …500 V (1), ± 30°,± 60°,± 90°,± 150°		100: $\sqrt{3}$ …500 V (1) 48…52 Hz 45…55 Hz 58…62 Hz 55…65 Hz
	Frequency response		50 or 60 Hz ± 2 Hz							
	Burden in Current Path		< 0.3 VA			< 0.2 VA		< 0.2 VA		
	Burden in Voltage Path		< 0.2 VA			< 0.3 VA		< 0.3 VA		0.3 VA
	Over load Capacity	Continuous	I path 2 In, U path 1.25 Un							1.2 Un
		1 min	I path 4 In, U path 1.5 Un							1.5 Un
		10 sec	I path 10 In, U path 2 Un							2 Un
		1 sec	I path 50 In, U path 4 Un							4 Un
Output	Type		0-1, 0-5, 0-10, 0-20, 4-20, 4-12-20, 1, 5, 10, 20 mAdc or 0-1, 0-5, 0-10, 1-5. 2-10 Vdc							
	Max load resistance kΩ		10 for 1 mA, 2 for 5 mA, 1 for 10 mA, 0.65 for 20 mA or 0.2 for 1 V, 1 for 5 V, 2 for 10 V							
	Voltage between terminals open circuit		15 VDC							
	Ripple (peak to peak)		< 0.5 %			< 0.5 %		< 0.5 %		< 0.5 %
	Response time 0 to 90 % of rated value		< 400 ms			< 400 ms		< 400 ms		< 400 ms
Accuracy	Class according to IEC 688-1 (to 23° C) (7)		0.2			0.2		0.2		0.2
	Load deviation		0.1 %			0.1 %		0.1 %		0.1 %
	Linearity		0.1 %			0.1 %		0.1 %		0.1 %
	Distortion		< 0.5 %			< 0.5 %		< 0.5 %		< 0.5 %
Temperature coefficient			100PPM /°C			100PPM /°C		100PPM /°C		100PPM /°C
Supply	AC 110 or 220V ± 20%, 45…65Hz		Yes			Yes		Yes		Yes
	DC 24, 48, 110, 125V ± 20%		Yes			Yes		Yes		Yes
	Burden		7 VA			7 VA		3.5 VA		3.5 VA
Galvanic Isolation			4kV 50hz / 1min							

6. Sign change on input magnitude

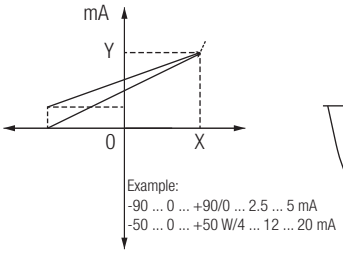

Test voltage 4 kV, 50 Hz/1 min according to IEC 348

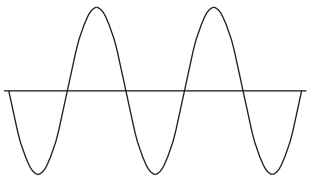

Impulse voltage
5 kV 1.2/50 us according to IEC 255-4

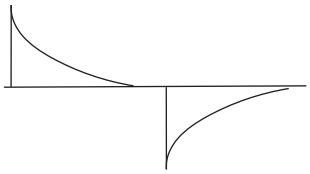

High frequency surge withstanding test
2.5 kV 1 MHz according to IEC 255-4

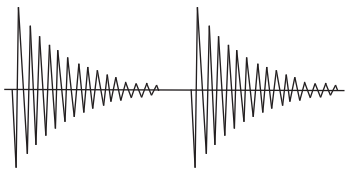

ORDERING EXAMPLE

AC current transducer, 3Ph Input CT 5A, Output 4 - 20mA with supply 220VAC, Type Model: T25-I3

AC voltage transducer, 3Ph Input 0 - 500V, Output 4 - 20mA with supply 220VAC, Type Model: T25-V3

AC active power transducer, 3Ph4W Input 220V, CT/5A, Output 4 - 20mA with supply 220VAC, Type Model: T25-W20